





# August 2023 Early Literacy Calendar

Sunday	Monday	Tuesday	Wednesday	Thursday	Friday	Saturday
		<b>1. MATH</b> Look for things shaped like a circle. 	<b>2. SCIENCE</b> Stand in the sun then in the shade. Where do you feel hotter? Or cooler?	<b>3. TALK</b> Put socks on your hands like puppets and talk to each other with them.	<b>4. PLAY</b> Fill a pot with water. Drop things in and guess which will float or sink. 	<b>5. LIBRARY</b> Check out a music CD from your library and some books about the <b>ABC's</b> and <b>1 2 3's</b> .
<b>6. READ</b> Read an <b>ABC</b> book together. What letter does your name start with?	<b>7. SING</b> Sing the song: <b>"Walking, Walking."</b>	<b>8. WRITE</b> Draw fruit trees using lines and circles. [Look at the apple tree on the other side of the calendar].	<b>9. TALK</b> At the grocery store, talk about the <b>colors</b> of fruits and vegetables you see.	<b>10. PLAY</b> Hide a pebble in one hand and let the other person guess which hand it's in.	<b>11. READ</b> Watch a <b>Storytime video</b> on the <b>Sonoma County Library YouTube</b> channel.	<b>12. WRITE</b> Draw loops in different colors. 
<b>13. PLAY</b> Play "I Spy with my little eye something that is . . . <b>purple!</b> "	<b>14. WRITE</b> Draw an oval. Turn it into a sea turtle. [See other side of the calendar]	<b>15. PLAY</b> Make a turtle using a paper plate. [See the other side of the calendar.] Play with your new "pet".	<b>16. READ</b> Have a picnic under a shady tree. Bring yummy snacks and a book to share.	<b>17. TALK</b> Tell your child a story from your own childhood.	<b>18. READ</b> Call the Library's <b>"Dial-a-Story"</b> at (707) 755-2050 to hear a librarian read a story in English or Spanish.	<b>19. SING</b> Say the rhyme: <b>"Way up High in an Apple Tree"</b> together.
<b>20. MATH</b> Count from 1 to 10 out loud. Give each other 10 kisses.	<b>21. TALK</b> Talk about the people you love. Why are they special?	<b>22. READ</b> Read a story together and talk about the parts you like the most.	<b>23. PLAY</b> Play "hide and seek" outside.	<b>24. SING</b> Sing: <b>"The A B C song"</b> .	<b>25. WRITE</b> Write your child's name on paper. Help them trace over the letters with a crayon.	<b>26. PLAY</b> Play "Peek-a-boo" together.
<b>27. RHYME</b> What rhymes with <b>"pet"</b> ?	<b>28. SING</b> Sing a favorite song together and clap along to the beat.	Preparing your child for school is easy and fun! Children learn through play! <b>TALK – SING – READ – WRITE – PLAY</b> Ask your librarian for more great suggestions! <a href="http://www.sonomalibrary.org">www.sonomalibrary.org</a>				

# Songs and Rhymes to Share with your Little One

## Walking, Walking

Walking, walking, walking, walking.  
Hop, hop, hop,  
Hop, hop, hop.  
Running, running, running,  
Running, running, running.  
Now let's stop, Now let's stop.


## Way up High in an Apple Tree

Way up high in an apple tree,  
Two little apples smiled down at me.  
I shook that tree as hard as I could,  
Down fell the apples,  
Mmm, they were good!

Repeat with . . .  
. . . a banana tree.  
. . . an orange tree.  
. . . a plum tree.


## The Alphabet song (The ABC's)

A, B, C, D, E, F, G  
H, I, J, K, L, M, N, O, P  
Q, R, S, T, U, V  
W, X, Y and Z.  
Now I know my ABC's.  
Next time won't you sing with me.



[www.coloringpages10.com](http://www.coloringpages10.com)

Draw a tree. Draw circles for apples, oranges, plums or cherries.  
Draw any fruit you like. Color it.



Draw an oval. Cut it out. Color it.  
Add a head, fins and a tail.



Color a paper plate.  
Add a head, feet and a tail.