

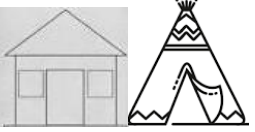





November 2023 Early Literacy Calendar

Sunday	Monday	Tuesday	Wednesday	Thursday	Friday	Saturday
Preparing your child for school is easy and fun! Children learn through play! TALK – SING – READ – WRITE – PLAY Ask your librarian for more great suggestions! https://sonomalibrary.org			1. WRITE Draw a picture of your family. 	2. TALK Tell your child a story about your own childhood.	3. LIBRARY Ask a librarian for Vox or Wonder “talking books”.	4. READ If the weather is nice, read a story outside. If not, snuggle up inside and read together.
5. PLAY Build a fort together using chairs, blankets and pillows.	6. RHYME What rhymes with “turkey”? 	7. TALK Pick a “color of the day” and name everything you see today with that color.	8. SING Sing: “Head and Shoulders, Knees and Toes”.	9. MATH Count how many times you can hop on only one foot.	10. READ Read a story that has animals in it. What animal would you be? Why?	11. PLAY Take out some pots and wooden spoons and play them like drums. Sing along!
12. SING Sing: “Walking, Walking” together.	13. WRITE Make the Turkey Hand Craft on the back of the calendar.	14. PLAY Turn an empty box into . . . a house, a cave, a nest, a garage?	15. READ At the store, read the names of the things you buy.	16. SING Sing: “The ABC Song.”	17. MATH Go for a walk and count how many trees you see.	18. WRITE Color the turkey on the back of this calendar.
19. READ Read a book together and act out what the characters do.	20. SCIENCE Make some popcorn in a pot or in the microwave. What makes the corn pop?	21. WRITE Use triangles and squares to draw houses. 	22. PLAY Hide a penny in one hand and let others guess which hand it's in.	23. TALK At dinner, talk as a family about the things you are thankful for.	24. LIBRARY Check out a music CD, a movie DVD, or a magazine for children.	25. TALK At bath time, talk about opposites like clean and dirty, wet and dry.
26. PLAY Play “Hide and Seek” in the house.	27. WRITE Write your child's name on paper and let them try to copy it with crayons.	28. READ Read a book about numbers. 	29. PLAY Play “I Spy with my little eye something that is . . . yellow! ” 	30. TALK What is the weather today? Is it sunny or cloudy? Is it cold? Is it windy?	31. SING Sing: “Ten Little Fingers.”	

Songs and Rhymes to Share with your Little One

Head and Shoulders

Head and shoulders,
Knees and toes, knees and toes,
Head and shoulders,
Knees and toes, knees and toes,
Eyes and ears and mouth and nose
Head and shoulders,
Knees and toes,
Knees and toes!

Walking, Walking


Walking, walking, walking, walking,
Hop, hop, hop,
Hop, hop, hop,
Running, running, running,
Running, running, running,
Now let's stop.
Now let's stop!

The ABC Song

A B C D E F G,
H I J K L M N O P,
Q R S T U V,
W X Y and Z.
Now I know my A B C's.
Next time won't you sing with me?

Ten Little Fingers

1 little 2 little 3 little fingers,
4 little 5 little 6 little fingers,
7 little 8 little 9 little fingers,
And 1 more makes 10!



Doodle Art Alley ©

Turkey Hand Craft



Trace your child's hand on paper.
Color it to make a turkey.



Or glue feathers.
Add an eye, a beak and a wattle.