




STEP-BY-STEP

BOOKFLIX® and your
Student OneCard



YOU WILL NEED:

- Your Student OneCard
- A Chromebook, Laptop, or Smartphone



WHAT IS A STUDENT ONECARD



Student OneCard is a digital library account that allows you to access library books and online tools.

Students are able to use their Student ID Numbers as Sonoma County Library account numbers.

SIGNING-IN



To sign-in with your **Student OneCard**, you will need to know your:

- School District prefix
- Your Student ID
- Your 4-Digit Pin

Account Number Examples:

SRCS123456

RVUSD123456

Pin Example:

(Year of Birth) 2006 OR 2012

OR

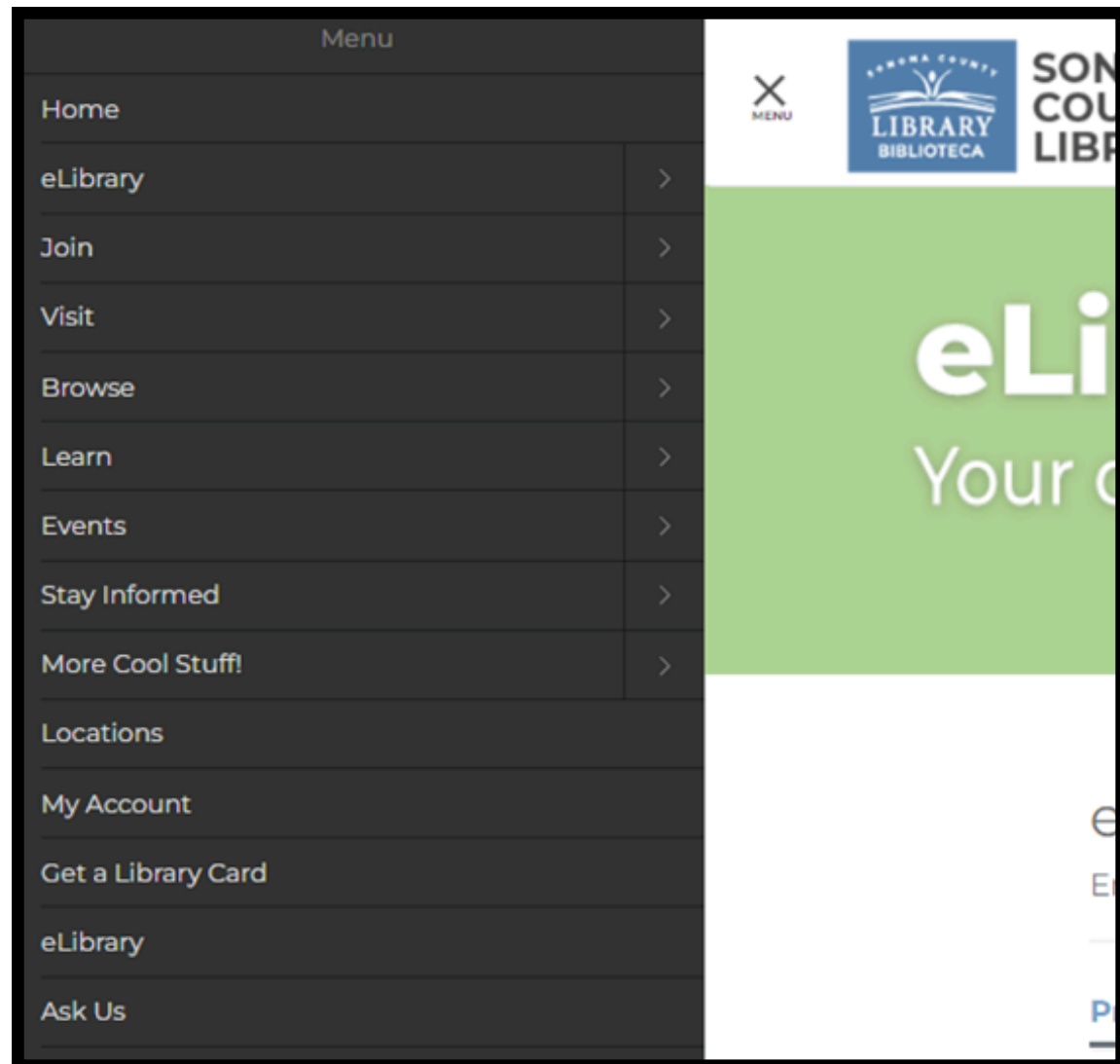

(RVUSD MMDD) 0312 OR 1211



Call any **Sonoma County Library** Location for help using your **Student OneCard**.

STEP 1


Find the **eLibrary** link in our main menu.



sonomalibrary.org

WHAT'S THAT?

eLibrary is where you find the
A-Z list of eResources as well as links to:
PressReader
Kanopy
Creativebug
and more...



STEP 2

B

Beanstack

An easy way to keep track of the books you read and connect to our reading programs. [More](#)

Biography In Context

Database of biographical information on people throughout history, around the world, across all disciplines and subject areas. [More](#)

BookConnections

Easy-to-use website that adds multimedia to the reading experience of children and young

BookFlix

Classic children's picture book videos paired with a related nonfiction eBook. Includes Spanish. [More](#)

Britannica Academic

Encyclopedia Britannica plus Merriam-Webster's Collegiate Dictionary, magazines, periodicals, and many other research tools. [More](#)

Britannica School

Thousands of up-to-date articles, images, videos, audio clips and maps in three



Scroll down. **BookFlix** is listed alphabetically. Click on **BookFlix**

STEP 3

You will be prompted to enter your **library card number**, **Student OneCard number**, or **eCard number**.



Your library card number (with no spaces) -
El número de su carné de la biblioteca (sin
espacios):

Login

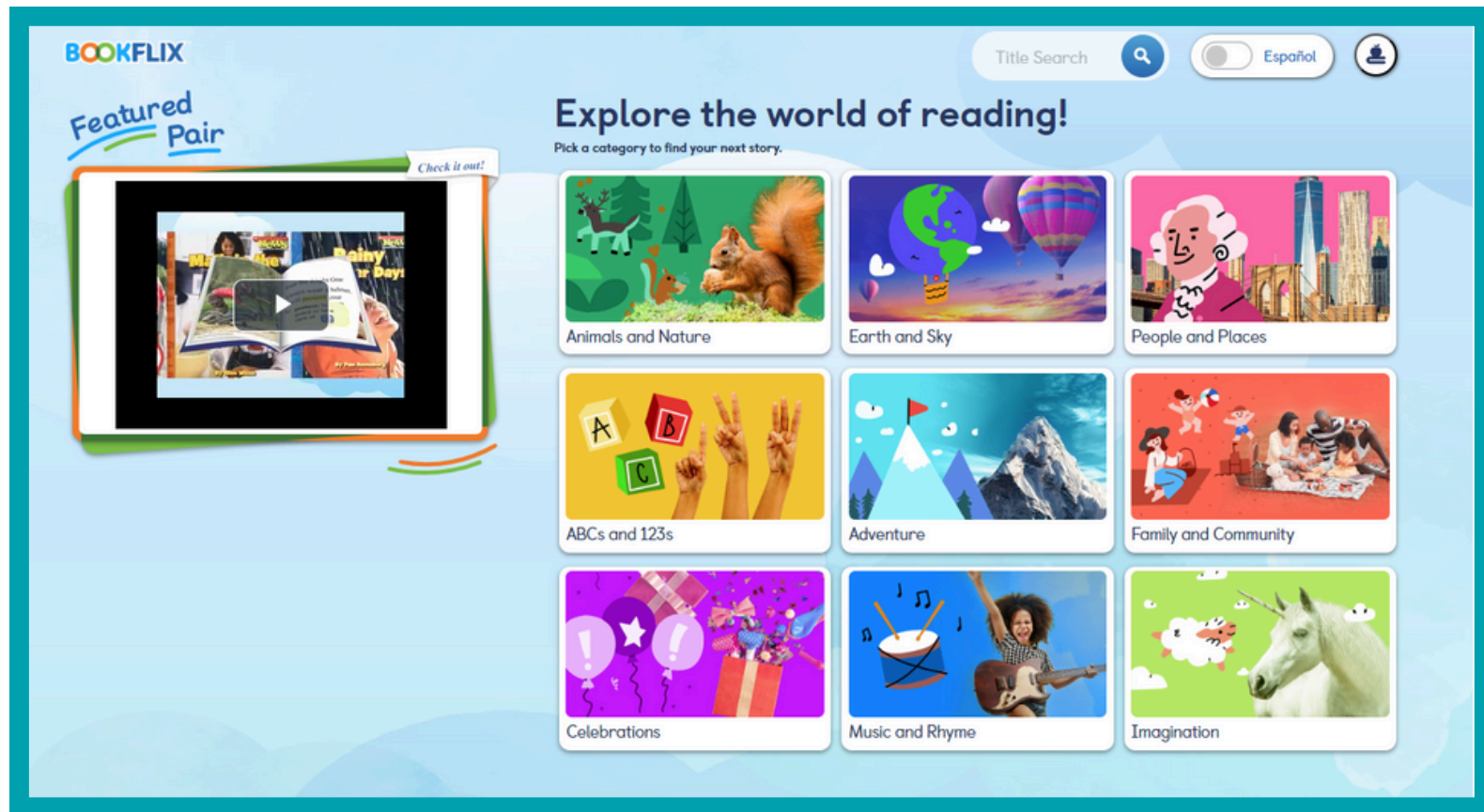
STEP 4

Click **Start** to begin.



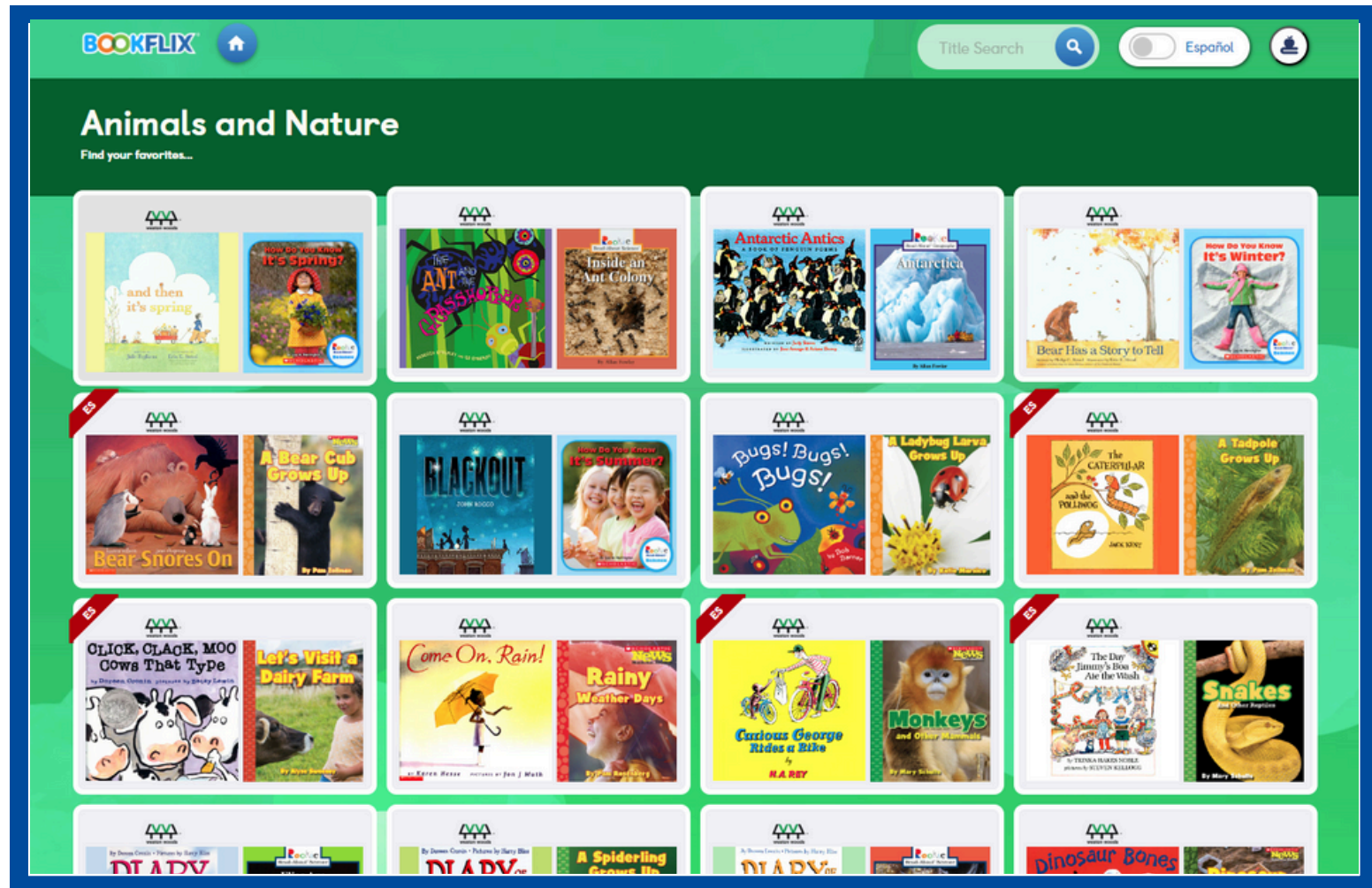
STEP 5

Now you're
ready to
enjoy
BookFlix!



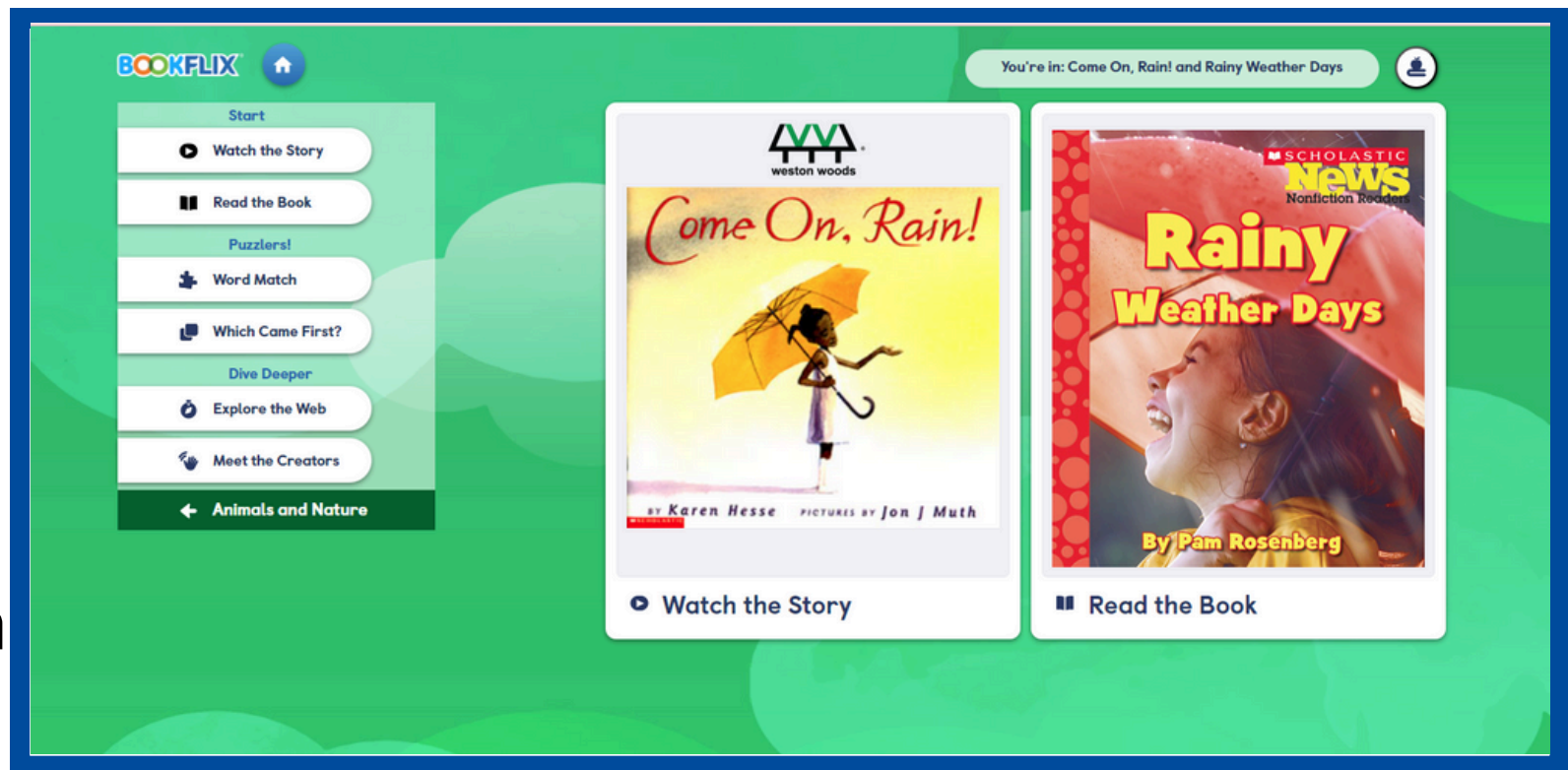
STEP 6

Choose a topic to explore.




STEP 7

Then,
watch a
story and
read a
related
nonfiction
book.



STEP 8

Make using
BOOKFLIX®
a habit!



THANK YOU



LIBRARIES ARE FOR EVERYONE



Sonoma County Library | Your Partner in Education

