




PASO A PASO

HelpNow y tu tarjeta Student OneCard

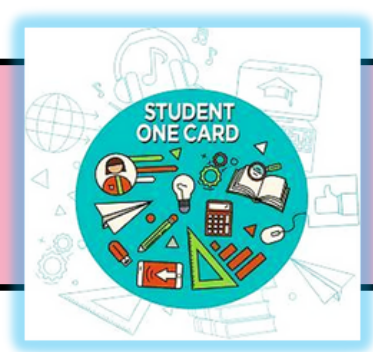


NECESITARÁS:

- Tu tarjeta Student OneCard
- Un Chromebook, Laptop, o Smartphone
- Tu tarea



¿QUÉ ES LA TARJETA STUDENTONE?



La tarjeta Student OneCard es una cuenta digital que te permite acceder a libros de la biblioteca y herramientas en línea.

PARA INICIAR UNA SESIÓN



Necesitarás tu:

- Prefijo del Distrito Escolar
- Tu identificación de estudiante
- Tu contraseña de cuatro dígitos

Ejemplos de números de cuenta:

- SRCS123456
- RVUSD123456

Ejemplos de contraseña :

- (Año de nacimiento) 2006 o 2012
- (RVUSD MMY) 0312 o 1211


Llama a cualquier sucursal de la Biblioteca del Condado de Sonoma para obtener ayuda con tu tarjeta **Student OneCard**.



Llama a cualquier sucursal de la **Biblioteca del Condado de Sonoma** para obtener ayuda con tu tarjeta **Student OneCard**.

PASO 1

Ingresa tu número de Student OneCard para acceder a los recursos electrónicos de la Biblioteca del Condado de Sonoma.




Your library card number (with no spaces) - El número de su carné de la biblioteca (sin espacios):

Login

This resource is restricted to Sonoma County Library card holders, and to patrons in Sonoma County Library locations. - Este recurso está disponible únicamente para aquellas personas que cuentan con un carné de biblioteca de Sonoma County Library, y para los clientes de sus sucursales. [How to get a library card - Cómo obtener un carné de la biblioteca](#)

PASO 2

- Busca la sección de ayuda del experto y selecciona la opción que mejor se adapte a tus necesidades.



The screenshot displays the California State Library website interface. At the top, the logo for the California State Library is visible. Below the logo is a navigation bar with links for Home, Expert Help, Study, Collaborate, and Adult Learners. A blue banner below the navigation bar states "Tutors are available now". The main content area is divided into two columns. The left column is titled "Expert Help" and contains several service options: Live Tutoring (Live online help from expert tutors), Writing Lab (Expert online writing assistance), SkillSurfer (Live skills building and a library of lessons, videos, tests and more), Send Question (Send a question and receive an expert reply within 24 hours), Language Lab (Live help for language learners), and a Featured Service (Chess Tutoring - Connect with a tutor to sharpen your cognitive skills). The right column is titled "Study" and contains three service options: LEAP Learning Platform (Diagnostic test center with customized study plans, lessons, and live tutoring), FlashBulb™ (Create and share flashcards, tests, and games), and eParachute (Discover the college majors and careers that match your skills and interests). At the bottom of the page, there are two buttons: "Expert Help" and "Study".

¿QUÉ ES ESO?

Los servicios de ayuda de expertos incluyen:

- Tutoría en vivo
- Lab de escritura
- Capacitación de habilidades
- Enviar preguntas
- Lab de lenguaje
- Servicio destacado - tutoría de ajedrez



Home

Expert Help ▾

Study ▾

Collaborate



Expert Help



Live Tutoring

Live online help from expert tutors



Writing Lab

Expert online writing assistance



SkillSurfer

Live skills building and a library of lessons, videos, tests and more



Send Question

Send a question and receive an expert reply within 24 hours



Language Lab

Live help for language learners




Featured Service

Chess Tutoring - Connect with a tutor to sharpen your cognitive skills

PASO 3

- Utiliza las preferencias para acceder a tutoría en vivo en varios idiomas.



The screenshot shows the California State Library website. At the top, the logo for California State Library is visible. Below the logo, there is a navigation bar with links for Home, Expert Help, Study, Collaborate, and Adult Learners. A blue banner below the navigation bar reads "Tutors are available now". The main content area is divided into two columns. The left column is titled "Expert Help" and contains three options: "Live Tutoring" (circled in red), "Expert online writing assistance", and "LEAP Learning Platform". The right column is titled "Study" and contains three options: "FlashBulb™", "eParachute", and "LEAP Learning Platform".

Live Help

You are just moments away from connecting with a live instructor. Sir and subject from the drop-down menus.

10th

-- Select Subject --

- tutoría en español
- 中文辅导
- 中文辅导 (广东话)
- dạy kèm tiếng việt
- pagtuturo sa Tagalog
- Tutoring with Audio

Preferences

Get Live Help

PASO 4

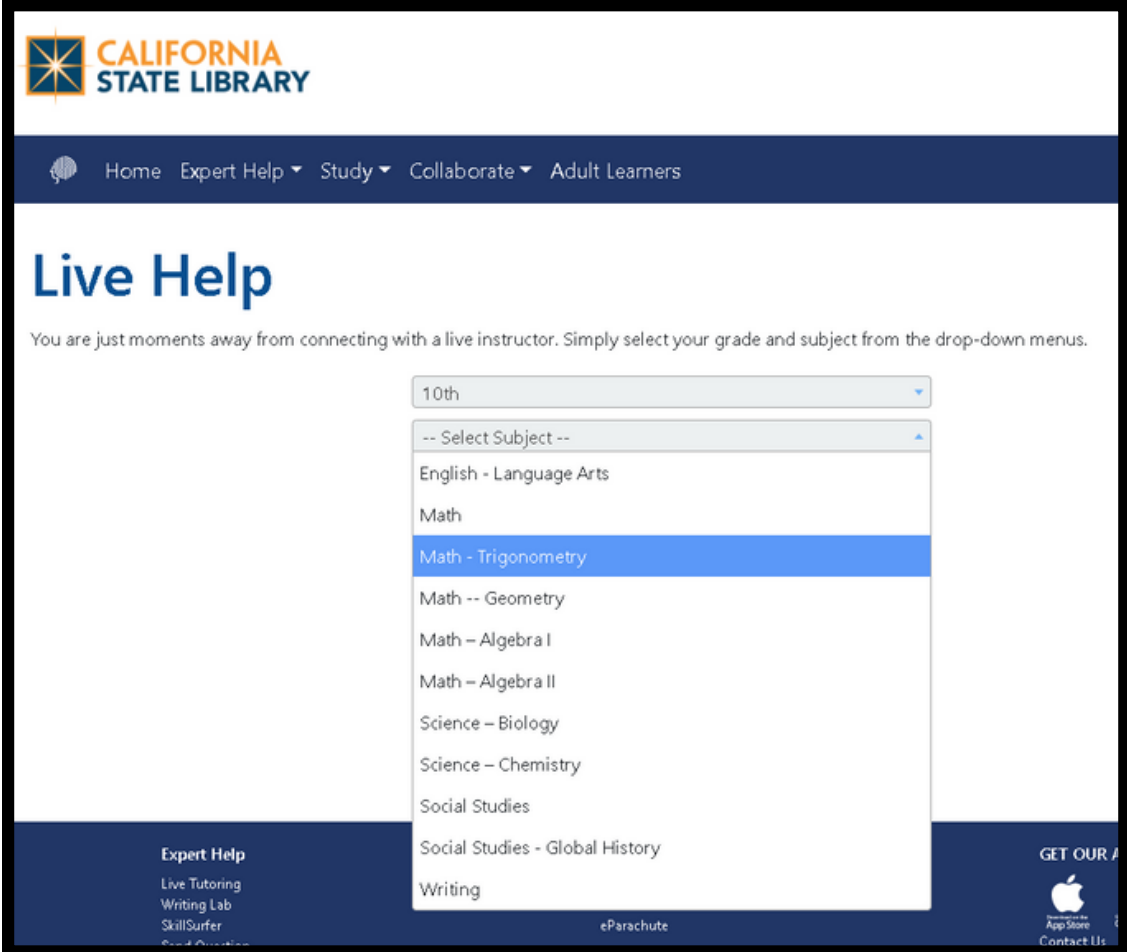
- Ahora, selecciona tu año escolar del menú desplegable.



A screenshot of the California State Library's Live Help interface. At the top left is the California State Library logo. Below it is a dark blue navigation bar with links for Home, Expert Help, Study, Collaborate, and Adult Learners. The main heading is "Live Help" in large blue font. Below the heading is a sub-heading: "You are just moments away from connecting with a live instructor. Simply select your grade and subject from the drop-down menu." A dropdown menu is open, showing a list of grade levels from "K" to "12th". The top two options, "-- Select Grade --", are highlighted in blue. At the bottom of the page, there is a dark blue footer with the text "Expert Help" and a list of services: Live Tutoring, Writing Lab, SkillSurfer, Send Question, and Language Lab.

PASO 5

- Luego, selecciona el tema de estudio apropiado del menú desplegable.
- ¡Un tutor en vivo se unirá a ti pronto!



The screenshot shows the California State Library website's "Live Help" section. At the top left is the California State Library logo. Below it is a navigation bar with links for Home, Expert Help, Study, Collaborate, and Adult Learners. The main heading is "Live Help" in blue. Below the heading is a message: "You are just moments away from connecting with a live instructor. Simply select your grade and subject from the drop-down menus." There are two dropdown menus. The first is set to "10th". The second is labeled "-- Select Subject --" and is open, showing a list of subjects: English - Language Arts, Math, Math - Trigonometry (highlighted in blue), Math -- Geometry, Math - Algebra I, Math - Algebra II, Science - Biology, Science - Chemistry, Social Studies, Social Studies - Global History, and Writing. At the bottom of the page, there is a footer with "Expert Help" and a list of services: Live Tutoring, Writing Lab, SkillSurfer, and eParachute. On the right side of the footer, there is a "GET OUR APP" button with an Apple logo and "Available on the App Store" text, and a "Contact Us" link.

PASO 6

- ¡Haz el uso de HelpNow un hábito y pide ayuda regularmente!



GRACIAS



- Bookmark
- Follow
- Subscribe

- Marque
- Siga
- Suscríbese



You Tube **sonomalibrary**

Your Library at Home | *Su Biblioteca en Casa*

SONOMA COUNTY

LIBRARY
BIBLIOTECA