





# STEP-BY-STEP

# Help Now and your Student OneCard

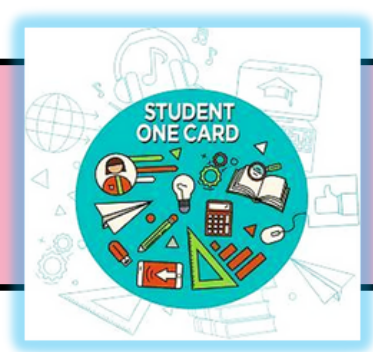


# YOU WILL NEED:

- Your **Student OneCard**
- A Chromebook, Laptop, or Smartphone
- Your homework assignment



# WHAT IS A STUDENT ONECARD



Student OneCard is a digital library account that allows you to access library books and online tools

Students are able to use their Student ID Numbers as Sonoma County Library account numbers

# SIGNING-IN



You will need to know your:

- School District prefix
- Your Student ID
- Your 4-Digit Pin

**Account Number Examples:**

SRCS123456

RVUSD123456

**Pin Example:**

(Year of Birth) 2006 OR 2012

OR


(RVUSD MM/YY) 03/12 OR 12/11



Call any **Sonoma County Library** Location for help using your **Student OneCard**.

# STEP 1

Enter your **Student OneCard** number to access **Sonoma County Library eResources**.




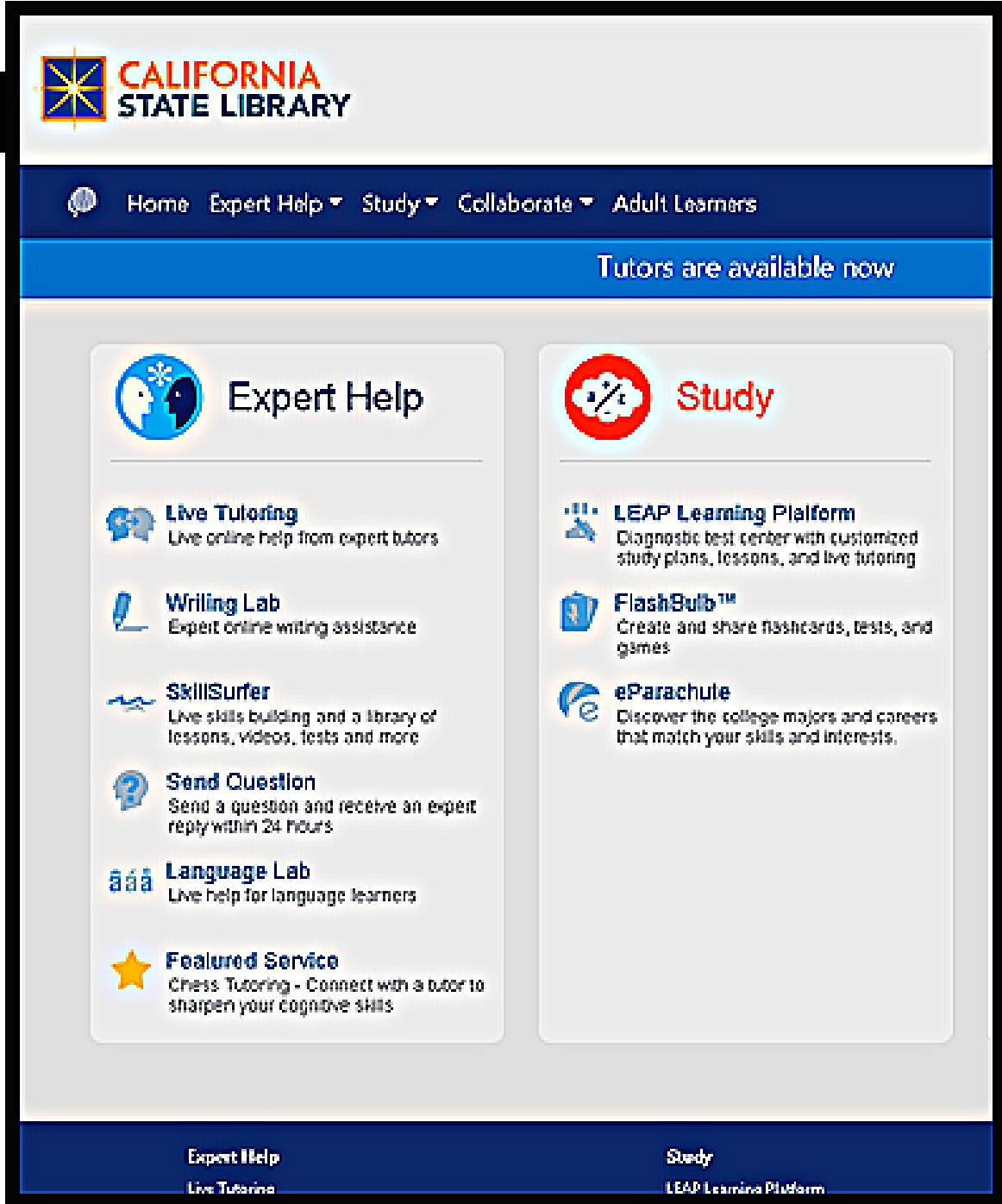
Your library card number (with no spaces) - El número de su carné de la biblioteca (sin espacios):

Login

This resource is restricted to Sonoma County Library card holders, and to patrons in Sonoma County Library locations. - Este recurso está disponible únicamente para aquellas personas que cuentan con un carné de biblioteca de Sonoma County Library, y para los clientes de sus sucursales. [How to get a library card - Cómo obtener un carné de la biblioteca](#)

# STEP 2

- Find the  **Expert Help** section, and select the option that best fits your need.



**CALIFORNIA STATE LIBRARY**

Home Expert Help Study Collaborate Adult Learners

Tutors are available now

### Expert Help

- Live Tutoring**  
Live online help from expert tutors
- Writing Lab**  
Expert online writing assistance
- SkillsSurfer**  
Live skills building and a library of lessons, videos, tests and more
- Send Question**  
Send a question and receive an expert reply within 24 hours
- Language Lab**  
Live help for language learners
- Featured Service**  
Chess Tutoring - Connect with a tutor to sharpen your cognitive skills

### Study

- LEAP Learning Platform**  
Diagnostic test center with customized study plans, lessons, and live tutoring
- FlashBulb™**  
Create and share flashcards, tests, and games
- eParachute**  
Discover the college majors and careers that match your skills and interests.

Expert Help  
Live Tutoring

Study  
LEAP Learning Platform

# WHAT'S THAT?


- Expert Help services include:
  - Live Tutoring
  - Writing Lab
  - SkillSurfer
  - Send Question
  - Language Lab
  - Featured Service - Chess Tutoring

The screenshot shows the California State Library website. At the top left is the logo, which consists of a blue square with a white starburst pattern, followed by the text "CALIFORNIA STATE LIBRARY" in blue. Below the logo is a dark blue navigation bar with a search icon and the text "Home Expert Help ▾ Study ▾ Collabor". The main content area is white and features a large blue header for "Expert Help" with a circular icon containing two stylized human profiles. Below this header is a list of services, each with a small icon and a brief description:

- Live Tutoring**: Live online help from expert tutors (icon: two people talking)
- Writing Lab**: Expert online writing assistance (icon: pencil and paper)
- SkillSurfer**: Live skills building and a library of lessons, videos, tests and more (icon: waves)
- Send Question**: Send a question and receive an expert reply within 24 hours (icon: question mark in a head)
- Language Lab**: Live help for language learners (icon: three speech bubbles)
- Featured Service**: Chess Tutoring - Connect with a tutor to sharpen your cognitive skills (icon: yellow star)

# STEP 3

- Use preferences to access Live Tutoring in several languages.



**CALIFORNIA STATE LIBRARY**

Home Expert Help Study Collaborate Adult Learners

Tutors are available now

**Expert Help**

- Live Tutoring**  
Live online help from expert tutors
- Expert online writing assistance

**Study**

- LEAP Learning Platform**  
Diagnostic test center with customized study plans, lessons, and live tutoring
- FlashBulb™**  
Create and share flashcards, tests, and games
- eParachute**  
Discover the college majors and careers that match your skills and interests.

**Live Help**

You are just moments away from connecting with a live instructor. Select your grade and subject from the drop-down menus.

10th -- Select Subject --

- tutoría en español
- 中文辅导
- 中文辅导 (广东话)
- dạy kèm tiếng việt
- pagtuturo sa Tagalog
- Tutoring with Audio

Preferences

Get Live Help

Study  
LEAP Learning Platform



# STEP 4

- Now, select your grade level from the drop-down menu.

A screenshot of the California State Library's Live Help interface. The page features the library's logo at the top left, a navigation bar with links for Home, Expert Help, Study, Collaborate, and Adult Learners, and a main heading for Live Help. Below the heading, there is a message: "You are just moments away from connecting with a live instructor. Simply select your grade and subject from the drop-down menu." A drop-down menu is open, showing a list of grade levels from K to 12th. The menu is currently set to "-- Select Grade --". At the bottom of the page, there is a footer section titled "Expert Help" with links for Live Tutoring, Writing Lab, SkillSurfer, Send Question, and Language Lab.

**CALIFORNIA STATE LIBRARY**

Home Expert Help ▾ Study ▾ Collaborate ▾ Adult Learners

## Live Help

You are just moments away from connecting with a live instructor. Simply select your grade and subject from the drop-down menu.

-- Select Grade --

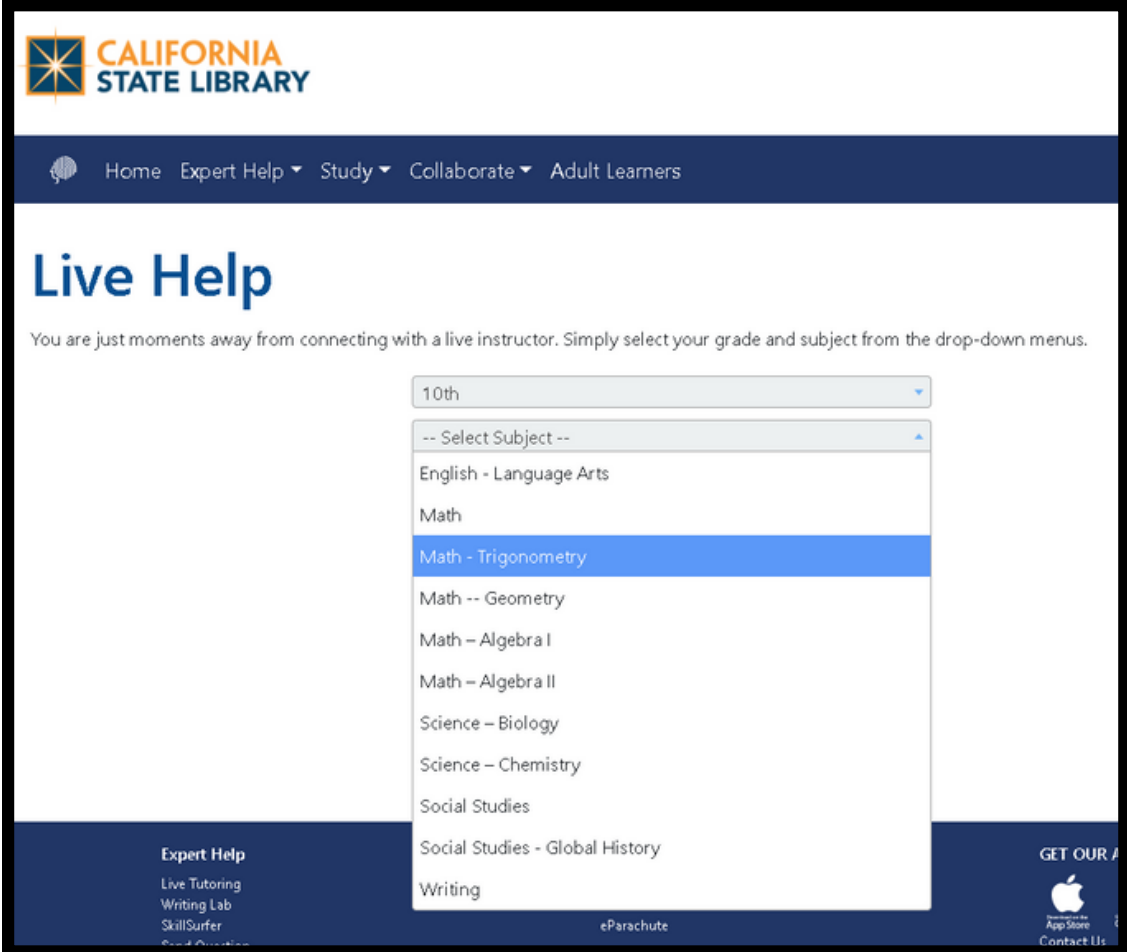
- Select Grade --
- K
- 1st
- 2nd
- 3rd
- 4th
- 5th
- 6th
- 7th
- 8th
- 9th
- 10th
- 11th
- 12th

**Expert Help**

- Live Tutoring
- Writing Lab
- SkillSurfer
- Send Question
- Language Lab

# STEP 5

- Then, select the appropriate subject of study from the drop-down menu.
- A live tutor will join you shortly!



The screenshot displays the California State Library's Live Help interface. At the top, the logo for the California State Library is visible. Below the logo is a navigation bar with links for Home, Expert Help, Study, Collaborate, and Adult Learners. The main heading is "Live Help", followed by a sub-heading: "You are just moments away from connecting with a live instructor. Simply select your grade and subject from the drop-down menus." The interface features two dropdown menus. The first menu is set to "10th". The second menu, labeled "-- Select Subject --", is open and shows a list of subjects: English - Language Arts, Math, Math - Trigonometry (highlighted in blue), Math -- Geometry, Math - Algebra I, Math - Algebra II, Science - Biology, Science - Chemistry, Social Studies, Social Studies - Global History, and Writing. At the bottom of the page, there is a footer with "Expert Help" and a list of services: Live Tutoring, Writing Lab, SkillSurfer, and eParachute. On the right side of the footer, there is a "GET OUR APP" button with an Apple logo and a "Contact Us" link.

# STEP 6

- Make using **HelpNow** a habit and ask for help regularly!



# THANK YOU



- Bookmark
- Follow
- Subscribe
  
- Marque
- Siga
- Suscríbese



**You Tube** **sonomalibrary**

Your Library at Home | *Su Biblioteca en Casa*

SONOMA COUNTY  
  
**LIBRARY**  
BIBLIOTECA