




STEP BY STEP

LearningExpress and your Student OneCard



LearningExpress
LIBRARY™

YOU WILL NEED:

- Your Student OneCard account number.
- A Chromebook, Laptop, or Smartphone.



WHAT IS A STUDENT ONECARD



Student OneCard is a digital library account that allows you to access library books and online tools.

Students are able to use their Student ID Numbers as Sonoma County Library account numbers.

SIGNING-IN



You will need to know your:

- School District prefix
- Your Student ID
- Your 4-Digit Pin

Account Number Examples:

SRCS123456

RVUSD123456

Pin Example:

(Year of Birth) 2006 OR 2012

OR

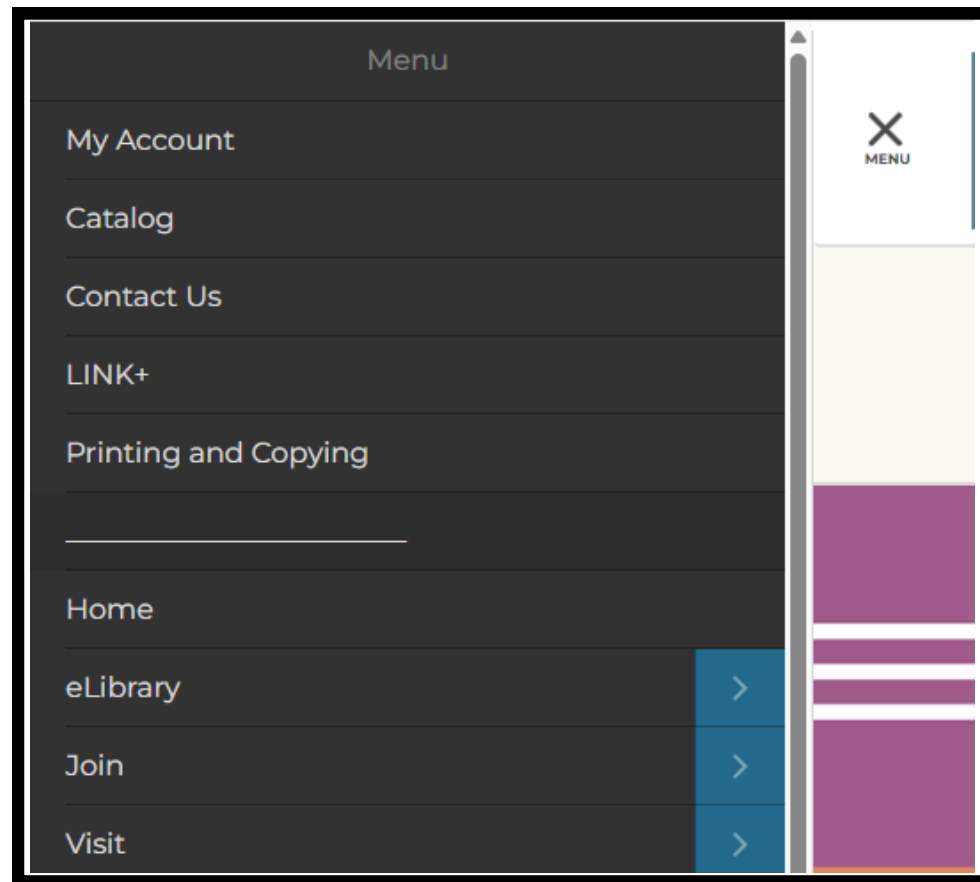
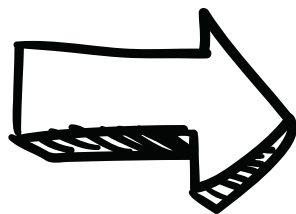
(RVUSD MMDD) 0312 OR 1211



Call any Sonoma County Library Location for help using your Student OneCard.


STEP 1

Find the eLibrary link in our main menu.



sonomalibrary.org

STEP 2



The screenshot shows the Sonoma County Library website. At the top left is the library logo with the text "SONOMA COUNTY LIBRARY BIBLIOTECA". To the right of the logo are navigation links: "Locations", "Catalog", "My Account", "Get a Library Card", "eLibrary", and "Ask Us". A search bar is located on the far right with the text "catalog" and "Search catalog". Below the navigation bar is a large green banner with the text "eLibrary" and "Your online library never closes". To the right of the banner is a photo of a hand holding a smartphone. Below the banner, the text "eLibrary" is followed by "Enjoy thousands of films, TV shows, eBooks, eAudiobooks, databases, magazines, newspapers, classes, and more." Below this text are four tiles: "PressReader" with a green icon, "Libby, by Overdrive" with a maroon icon, "CreativeBug" with an orange icon, and "eResources A-Z" with a white icon. A hand-drawn black arrow points from the "eResources A-Z" tile towards the bottom right. Below the "eResources A-Z" tile is a section titled "New eResources" with the text "The Shelf: 7/2023".

SONOMA COUNTY LIBRARY BIBLIOTECA

Locations Catalog My Account Get a Library Card eLibrary Ask Us

catalog Search catalog

eLibrary

Your online library never closes

eLibrary

Enjoy thousands of films, TV shows, eBooks, eAudiobooks, databases, magazines, newspapers, classes, and more.

PressReader

Libby, by Overdrive

CreativeBug

eResources A-Z

Learn more about all our eResources in our A-Z listings. [More...](#)

New eResources

The Shelf: 7/2023

Click the **eResources A-Z**.

STEP 3

L



[Learning Express](#)

Nearly 1,000 online tutorials, practice tests, and eBooks to improve skills required for academic and career success. [More](#)

[Legal Information Source](#)

Full text and complete forms from Nolo Press books, written by lawyers for consumers and small business. [More](#)

[Libby, by OverDrive](#)

Borrow and download eBooks, eAudiobooks, eMagazines and comics. [More](#)

[Libby Magazines, by OverDrive](#)

Borrow and download unlimited magazines, from over 3,000 titles. [More](#)

[LinkedIn Learning](#)

Courses and tutorials taught by industry experts covering a variety of topic and skill areas. [More](#)

[Local History Index](#)

Research Sonoma County people, places, organizations and events referenced in books, journals and newspapers found primarily in the Sonoma County History and Genealogy Library. [More](#)

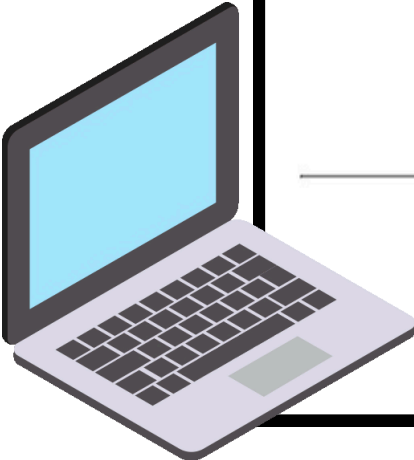

[LUNA Commons](#)


The LUNA Commons showcases public collections and shared resources. Includes high-quality historical maps and atlases related to Sonoma County. [More Info](#)

eResources are listed alphabetically. Click on LearningExpress.

STEP 4

You will be prompted to enter your **library card number**, **Student OneCard number**, or **eCard number**



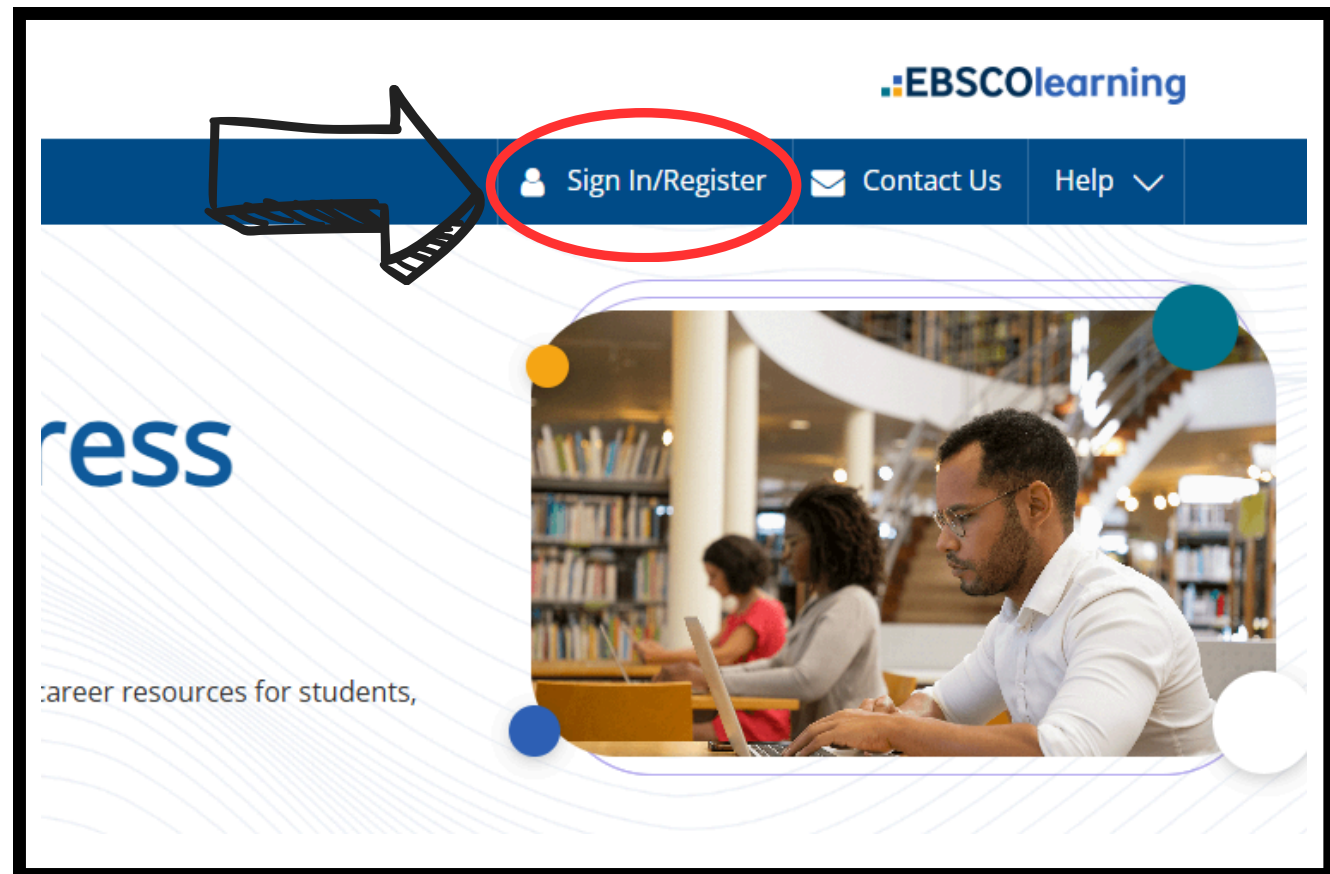
**SONOMA
COUNTY
LIBRARY**

Please enter your library card number / Ingrese su número de tarjeta de la biblioteca:

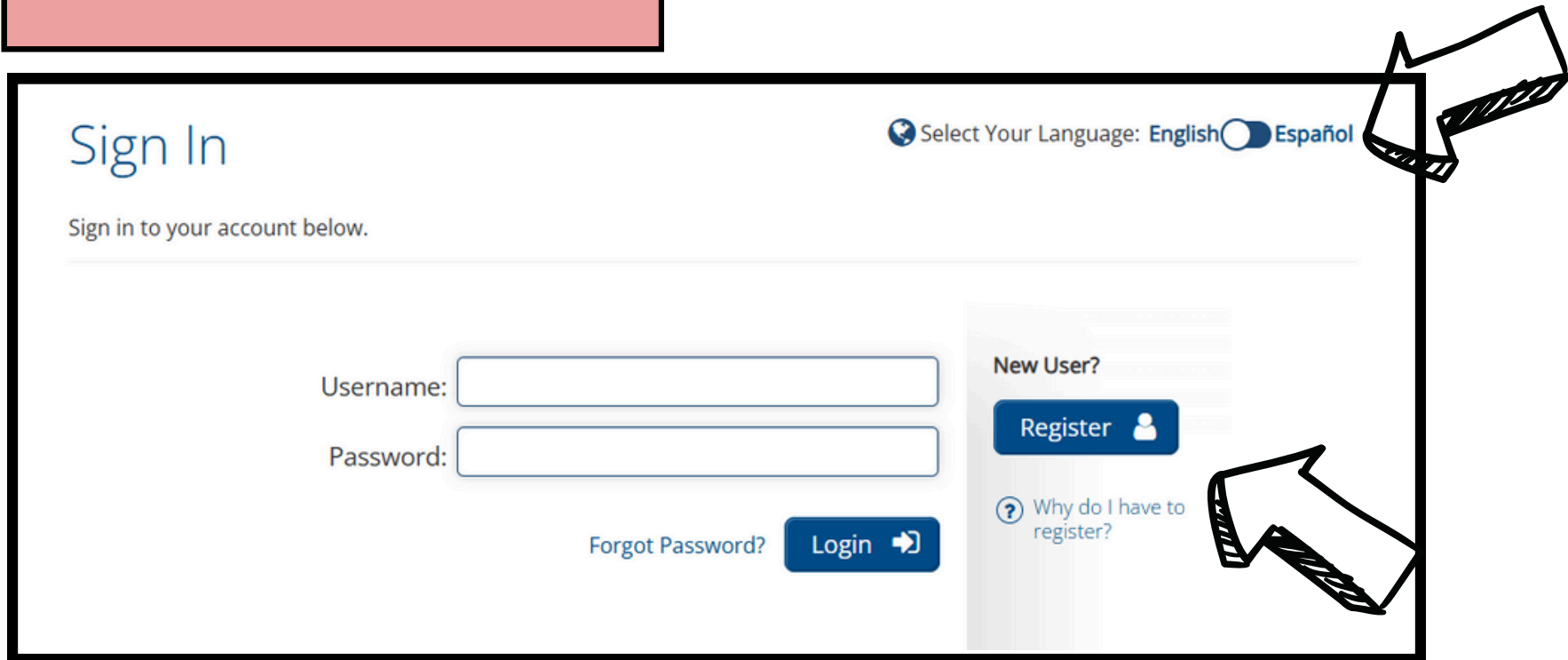
Submit / Enviar

STEP 5

Click
Sign In/Register
to log in or
create a new
account.



STEP 6




The screenshot shows a 'Sign In' page. At the top right, there is a language selector: 'Select Your Language: English' with a radio button, and 'Español' with a radio button. Below this, the text 'Sign in to your account below.' is displayed. There are two input fields: 'Username:' and 'Password:'. To the right of these fields is a 'New User?' section with a 'Register' button (which includes a user icon) and a link that says '? Why do I have to register?'. A 'Forgot Password?' link is located below the password field. A blue 'Login' button with a right-pointing arrow is at the bottom right of the login section. Hand-drawn arrows point to the language selector and the 'Register' button.

Select your language.

New users click **Register** to create a new account.

Your account will save your work, store score reports, and let you revisit any practice tests, tutorials, eBooks, etc.

STEP 7

Your Institution is: 

If this is correct, please register below.
[My institution is not listed here.](#)

* = Required Field

*Are you a European Union citizen? ☐ Yes ☒ No

*First Name:

Last Name:

Your email address will be your username.
[Register without email.](#)


*Email:

*Confirm Email:

Your Password is secret. DO NOT use your real name or any personal information.

*Password:

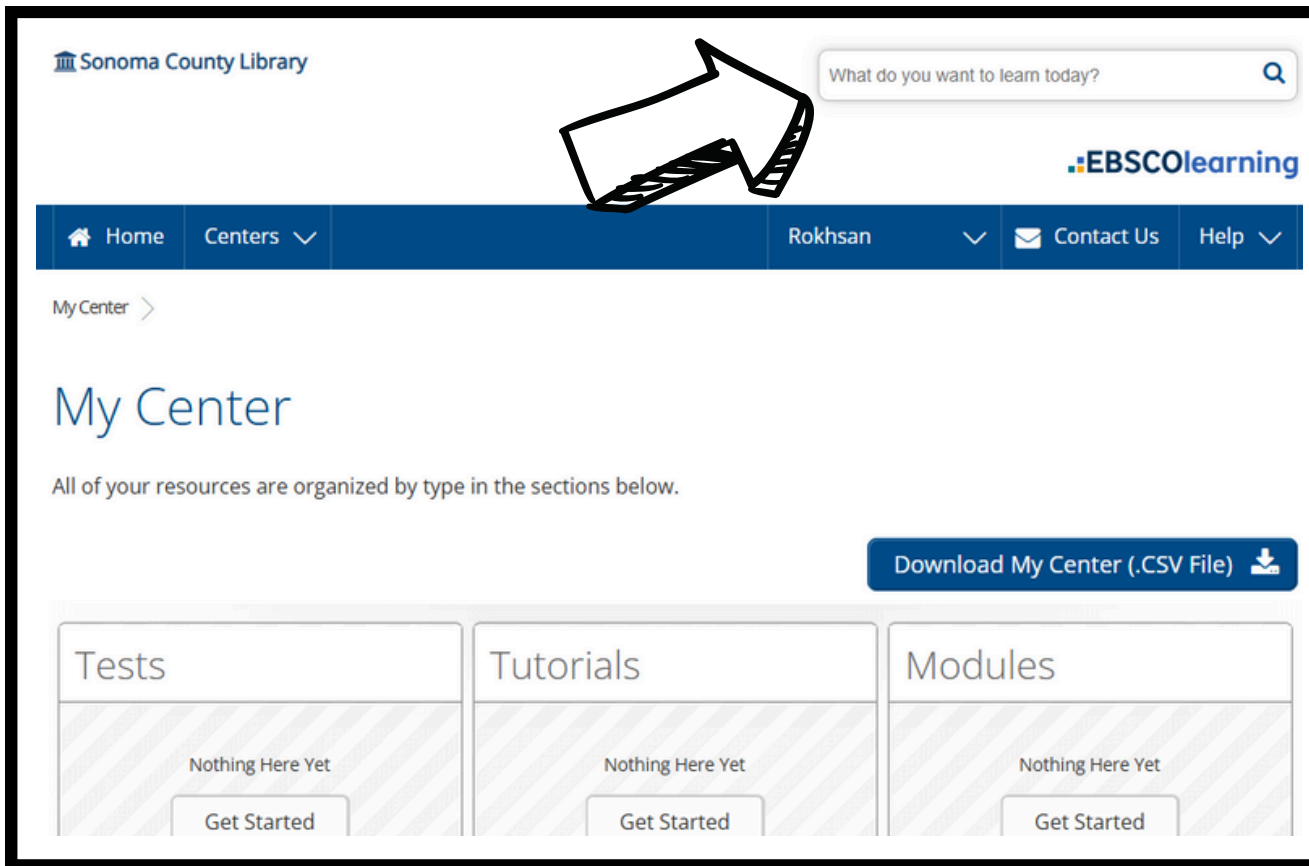
*Re-enter Password:



You will be asked for
your email address
and to create a
password.

Your email address
will be your username.

STEP 8



The screenshot shows the Sonoma County Library website. At the top left is the logo "Sonoma County Library". To its right is a search bar with the placeholder text "What do you want to learn today?" and a magnifying glass icon. Below the search bar is a blue navigation bar with links: "Home", "Centers" (with a dropdown arrow), "Rokhsan" (with a dropdown arrow), "Contact Us" (with an envelope icon), and "Help" (with a dropdown arrow). The "EBSCOlearning" logo is also visible in the top right. Below the navigation bar, the page title "My Center" is displayed, followed by the text "All of your resources are organized by type in the sections below." A button labeled "Download My Center (.CSV File)" with a download icon is located to the right. Below this, there are three columns: "Tests", "Tutorials", and "Modules". Each column contains a "Nothing Here Yet" message and a "Get Started" button. A large white arrow with a black outline points from the search bar towards the "Get Started" buttons in the "Tests" and "Tutorials" sections.


If you know what you are interested in learning, type it in the search box.

STEP 9

 Home



 Home

 What's New

Rokhsan

 Contact Us

Help

Career Development and Job Preparation



Career Preparation

Achieve your job and career goals and get ready for future success.



Job & Career Accelerator

Expert tools to create great resumes and cover letters, explore careers, and search thousands of real-time job listings.

Academic Skills and Test Preparation



High School Equivalency Center

Guided support and preparation to help you earn a high school equivalency credential.



Prepare for College

Get ready to achieve your college goals.



Grades 4–8 Educator Resources

Skill-building lessons and practice for guiding young learners.



High School Students

Skill-building resources for classroom and homework success.

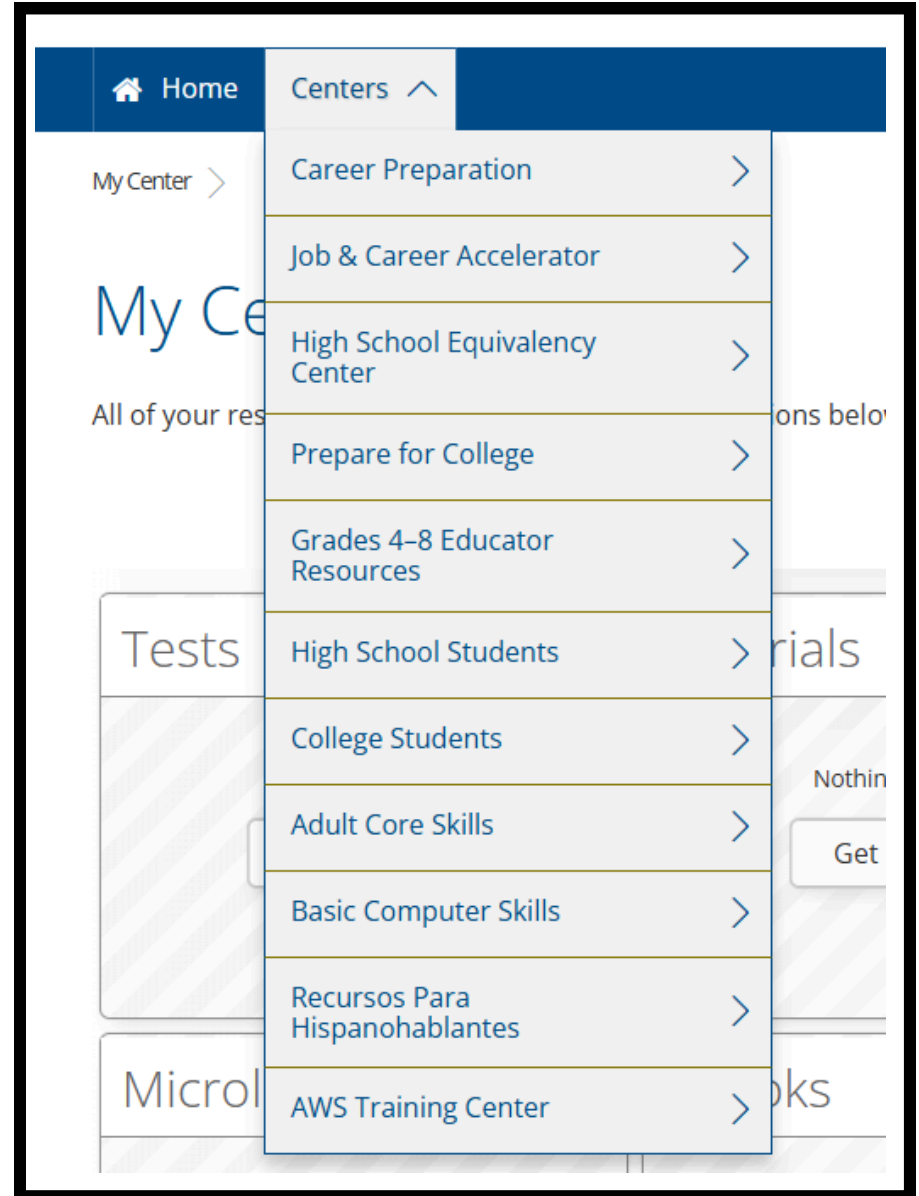
Click **Home** and browse the different topics.

Topics include career and test preparation, job guidance, computer skills, and more!

STEP 10


You can also click **Centers** to see all the different focuses on LearningExpress.

Click your area of interest to explore what learning resources it has to offer.



STEP 11

Make using
LearningExpress
Library™
a habit!



THANK YOU



LIBRARIES ARE FOR EVERYONE



Sonoma County Library | Your Partner in Education

