




## STEP BY STEP

# Tutor.com and your Student OneCard



# YOU WILL NEED:

- Your Student OneCard account number
- A Chromebook, Laptop, or Smartphone



# WHAT IS A STUDENT ONECARD



Student OneCard is a digital library account that allows you to access library books and online tools.

Students are able to use their Student ID Numbers as Sonoma County Library account numbers.

# SIGNING-IN



You will need to know your:

- School District prefix
- Your Student ID
- Your 4-Digit Pin

**Account Number Examples:**

SRCS123456

RVUSD123456

**Pin Example:**

(Year of Birth) 2006 OR 2012

OR



(RVUSD MMDD) 0312 OR 1211



Call any Sonoma County Library Location for help using your Student OneCard.


# STEP 1

Find the eLibrary link in our main menu



[sonomalibrary.org](http://sonomalibrary.org)

# STEP 2



The screenshot shows the Sonoma County Library website. At the top left is the library logo with the text "SONOMA COUNTY LIBRARY BIBLIOTECA". To the right of the logo are navigation links: "Locations", "Catalog", "My Account", "Get a Library Card", "eLibrary", and "Ask Us". A search bar is located on the far right with the text "catalog" and "Search catalog". Below the navigation bar is a large green banner with the text "eLibrary" and "Your online library never closes". To the right of the banner is a photo of a hand holding a smartphone. Below the banner, the text "eLibrary" is followed by "Enjoy thousands of films, TV shows, eBooks, eAudiobooks, databases, magazines, newspapers, classes, and more." Below this text are four tiles: "PressReader" with a green icon, "Libby, by Overdrive" with a maroon icon, "CreativeBug" with an orange icon, and "eResources A-Z" with a white icon. A hand-drawn black arrow points from the "eResources A-Z" tile towards the bottom right of the page. Below the "eResources A-Z" tile is a section titled "New eResources" with the text "The Shelf: 7/2023".

**SONOMA COUNTY LIBRARY BIBLIOTECA**

Locations Catalog My Account Get a Library Card eLibrary Ask Us catalog Search catalog

## eLibrary

Your online library never closes

eLibrary

Enjoy thousands of films, TV shows, eBooks, eAudiobooks, databases, magazines, newspapers, classes, and more.

[PressReader](#)

[Libby, by Overdrive](#)

[CreativeBug](#)

[eResources A-Z](#)

Learn more about all our eResources in our A-Z listings. [More...](#)

[New eResources](#)

The Shelf: 7/2023

Click the **eResources A-Z**.

# STEP 3

## T


### TeachingBooks for Libraries

Easy-to-use website that adds multimedia to the reading experience of children and young adults. [More](#)

[return to top](#)

### Tutor.com

Access more than 3,600 expert tutors for one-to-one, real-time tutoring in over 40 subjects and test preparation areas. Spanish language materials too. [More](#)



## U

### U.S. Government Information

A guide to United States online resources. [More](#)

[return to top](#)

## V

### ValueLine

Accurate and insightful investment research on companies, industries, markets and economies. Use data, tools and proven ranks to evaluate investments with confidence. [More](#)

eResources are listed alphabetically. Click on Tutor.com.

# STEP 4

You will be prompted to enter your **library card number**, **Student OneCard number**, or **eCard number** and your **pin**.



**Please enter your library card barcode and password.**

Barcode

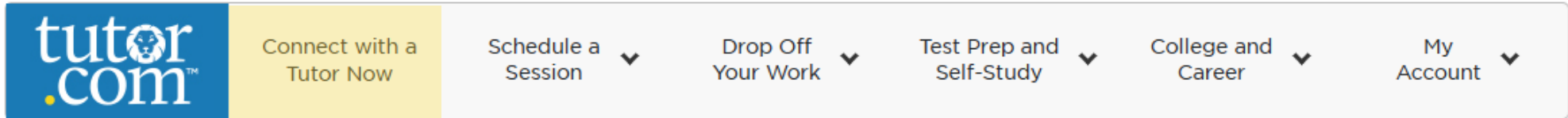
PIN

**SIGN IN**

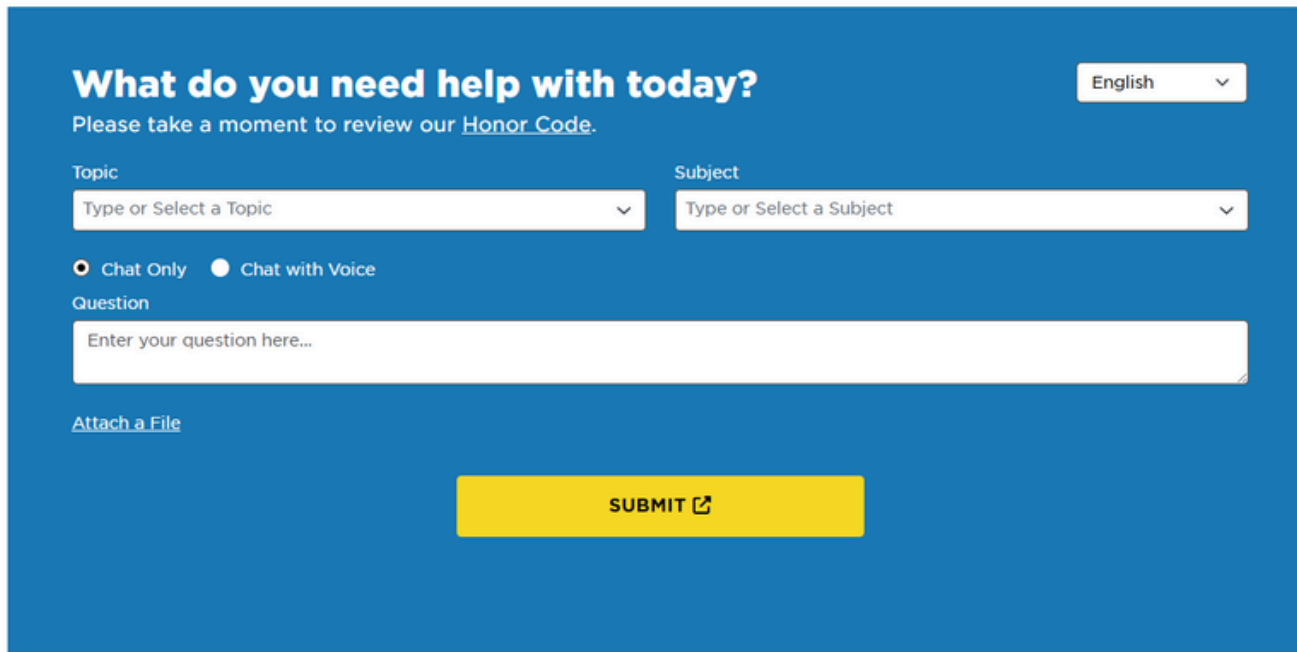
[Forgot your PIN?](#)



# STEP 5



During the hours of 1:00pm – 10:00pm you can connect with a live tutor.

The form is titled 'What do you need help with today?' and includes a link to the 'Honor Code'. It contains two dropdown menus for 'Topic' and 'Subject', each with the placeholder text 'Type or Select a Topic' and 'Type or Select a Subject' respectively. Below these are radio buttons for 'Chat Only' (selected) and 'Chat with Voice'. A text area for the 'Question' is provided with the placeholder 'Enter your question here...'. A link for 'Attach a File' is located below the text area. A yellow 'SUBMIT' button with an external link icon is at the bottom.

Simply enter the Topic, select a Subject, and enter your question. You also have the option to attach a file. You can then choose to connect with a live tutor via Chat or Chat with Voice.

# STEP 6



Connect with a  
Tutor Now

Schedule a  
Session ▼

Drop Off  
Your Work ▼

Test Prep and  
Self-Study ▼

College and  
Career ▼

My  
Account ▼

## Work with a Tutor.com expert tutor on your schedule

All Subjects ▼

Next Available ▼

You can choose to schedule a session ahead of time with an expert you choose—on your schedule. You can schedule up to three tutoring sessions at once.

**SCHEDULE**

Next available time:

November 17, 2025 - 1:00PM

✓ [Online now!](#)

# STEP 7



Connect with a  
Tutor Now

Schedule a  
Session ▼

Drop Off  
Your Work ▼

Test Prep and  
Self-Study ▼

College and  
Career ▼

My  
Account ▼

Another great feature of Tutor.com is that you can drop off essays, resumes, cover letters, and other writing assignments, and a tutor will get back to you within 12 hours with feedback and edits.

## What do you need help with today?

Please take a moment to review our [Honor Code](#).

Topic

Writing Review: Grades K-6 ▼

Grade

▼

What is the topic of your paper? (Please note: max character count is 1200)

Where are you in the writing process?

Please describe your assignment and any instructions you've received from your teacher or professor. (Please note: max character count is 1200)

What citation format are you using, if any?

[Attach a File](#)

SUBMIT

# STEP 8



Connect with a  
Tutor Now

Schedule a  
Session ▼

Drop Off  
Your Work ▼

Test Prep and  
Self-Study ▼

College and  
Career ▼

My  
Account ▼

The Princeton Review

## Start your path to college with help from the experts

Getting ready for the SAT or ACT can be intimidating, but it doesn't have to be. With help from the experts at The Princeton Review—the leading provider of college test prep for over 35 years—you can prep on your schedule, reach your target score, and get into your dream school.

[PREP FOR THE SAT NOW](#) [PREP FOR THE ACT NOW](#) | [OR LEARN MORE](#)

The advertisement features a background image of a student's hands writing in a notebook, with a tablet and a calculator visible. The Princeton Review logo is in the top left corner. The main headline is in a large, bold, white font. Below it is a paragraph of text in a smaller white font. At the bottom are three yellow buttons with black text and icons.

Tutor.com also has a whole section for Test Prep and Self-Study that can help you prepare for the SAT & ACT as well as AP subject tests.

# STEP 9



Connect with a  
Tutor Now

Schedule a  
Session ▼

Drop Off  
Your Work ▼

Test Prep and  
Self-Study ▼

College and  
Career ▼

My  
Account ▼

The  
**Princeton**  
Review®

## Get on track for college admissions success

Stay on top of the application process with 120+ tailored tools,  
including trackers, checklists, videos, and more.

[GO TO COLLEGE ADMISSIONS TOOLS ↗](#)

[OR LEARN MORE](#)


The College and Career section can help you build your step-by-step application plan, track your critical admissions-related deadlines, and identify your target schools and manage your applications.

# STEP 10

Make using



a habit!



# THANK YOU



# LIBRARIES ARE FOR EVERYONE



Sonoma County Library | Your Partner in Education

